



Application for New Zealand Citizenship

Kirirarautanga o Aotearoa – Tangata Hamoa

Samoaan

(Western Samoan Adult and Child)

USE THIS FORM if you are a Western Samoan citizen and are applying for a grant of New Zealand citizenship. If applying for a child who is under 16 years of age, both parents must give their consent before New Zealand citizenship can be granted.

To be eligible for a grant of citizenship under the Citizenship (Western Samoa) Act 1982, you must generally meet the requirements below*:

- ▶ you are a Western Samoan citizen; and
 - ▶ you can provide proof of being in New Zealand on 14 September 1982; or
 - ▶ you have lawfully entered New Zealand after 14 September 1982 and have New Zealand residence.
 - 'Lawfully enter' means that you had a permit to enter New Zealand and you used your own passport.
- 'New Zealand residence' means you have a residence permit, a residence visa or a permanent residence visa issued by Immigration New Zealand or you are an Australian citizen or permanent resident or you are a New Zealand citizen by descent.**

What you need to complete this application

- ▶ Your or your child's birth certificate.
 - If adopted, please provide:
 - the Order of Adoption; and
 - the pre-adoptive birth certificate; and
 - the post-adoptive birth certificate.
- ▶ Your or your child's current passport(s) (or most recent if it has expired).
- ▶ Two (2) identical recent colour photos of yourself or your child.
- ▶ Someone to act as a witness who is over 16 years of age and has a valid New Zealand passport. If lodging your application in person, you may use a citizenship officer or DIA customer service representative, as your or your child's witness.
- ▶ The application fee of \$470.20 per adult or \$235.10 per child.

Sometimes we may ask you to send us other original documents. If this application is for a child under 16 years old, the form needs to be signed by both parents / legal guardian(s), and both parents' passports are to be provided.

If it is later found that you have provided false or misleading information, you or your child may be denied / lose New Zealand citizenship, or you may face criminal charges, or both. A case officer can check your or your child's completed application. To make an appointment, call us on 0800 22 51 51. For further information, please refer to Q.32 in the guide notes or visit www.govt.nz/citizenship.

*Refer to page 3 of the guide notes if you don't meet all the requirements for citizenship under the Citizenship (Western Samoa) Act 1982.



Quick Quiz

Use this quick quiz to help you find out if you can become a citizen.

1 Are you a Western Samoan Citizen?

- yes → go to **2**
 no → go to **5**

2 Were you in New Zealand on 14 September 1982?

- yes → go to **6**
 no → go to **3**

3 Did you come to New Zealand on a permit after 14 September 1982?

- yes → go to **4**
 no → go to **5**

4 Do you have New Zealand residency?

- yes → go to **6**
 no → go to **5**

5 You might not meet one of the requirements for a grant of New Zealand citizenship under the Citizenship (Western Samoa) Act 1982.

However, you may be eligible for a grant of citizenship under the Citizenship Act 1977. Contact the Citizenship Office for more information.

6 You probably meet the requirements for a grant of New Zealand citizenship under the Citizenship (Western Samoa) Act 1982.

If you want to find out more about your eligibility for the grant of citizenship, you can complete the self-assessment online at www.govt.nz/citizenship

Disclaimer: The questions in this quick quiz are based on the legal requirements for a citizenship by grant application. The result from the quiz is only a general indicator to give you some idea of your ability to be eligible for a grant of New Zealand citizenship under the Citizenship (Western Samoan) Act 1982. The quiz questions do not form part of the formal assessment process. A formal assessment of your ability to meet each relevant requirement will be carried out by the Department of Internal Affairs, should you choose to apply for citizenship. The result from the quick quiz should not be read as legal advice. For more detailed information, please read the rest of the guide notes. For information about our fees / refunds see Q.33 of the guide notes.

How to fill in the application form

If you are a Western Samoan citizen, please fill in this form and use the guide notes to help you.

How should I answer these questions?

Tell the truth

The Minister of Internal Affairs will consider the information you give in the application form. It is very important that you answer all questions truthfully. If you do not, you may be denied / lose your New Zealand citizenship, or you may face criminal charges, or both.

Answer all questions

You must answer every question and provide as much information as you can. If you need more space to answer a question, please use another piece of paper. If you don't answer a question, your application may take longer to process because we will need to contact you and we may have to send the form back to you so that you can complete it.

What if I don't know the answer?

If you do not know the answer to a question, use these guide notes to help you. If you can't find the answer in the guide notes, please call us on 0800 22 51 51 and we will try to help you find the information you need.

What if I need to tell you something that you have not asked me about?

If there is anything you think we should know about you, it is important that you tell us. You can tell us this information in Q.25, or you can use another piece of paper and attach it to your application.

What if I don't have any of the documents you are asking for?

You must give us all the original documents asked for in the application form. If you don't give us any documents, the processing of your application will not start until you do.

If you don't have some of the original documents you need, you can contact your local embassy or ask a relative in Samoa for help. It will not be a good enough reason for you to send photocopies of documents or no documents because of the cost, inconvenience or time it takes for you to get originals.

What if I don't meet the requirements for citizenship?

If you don't meet all of the requirements for citizenship under the Citizenship (Western Samoa) Act 1982, it is unlikely that your application will be approved. However, you may be eligible for citizenship under the Citizenship Act 1977. Your case officer will tell you if you are eligible under this Act.

The Citizenship Act 1977

You may be eligible for a grant of New Zealand citizenship under this Act if:

- you are entitled to reside indefinitely in New Zealand; AND you have been present in New Zealand for:
 - at least 1,350 days with New Zealand residence during the five years immediately before you make your application; and
 - for at least 240 days with New Zealand residence in each of those five years; and
 - fully met any conditions imposed by Immigration New Zealand in regard to your New Zealand residence.

'New Zealand residence' means you have a residence permit, a residence visa or a permanent residence visa issued by Immigration New Zealand or you are an Australian citizen or permanent resident.

- you are of good character
- you understand the responsibilities and privileges of New Zealand citizenship
- you are able to understand and speak English
- you intend, if granted citizenship, to continue to reside in New Zealand

Exceptional circumstances and public interest

You might be able to get citizenship, even if you don't meet some of the requirements, if you have exceptional circumstances of a humanitarian or other nature that mean it would be in the public interest for you to be granted citizenship. You will need to show that there will be an advantage or benefit for New Zealand from you becoming a citizen because of your exceptional circumstances. You may be considered to have exceptional circumstances if your situation is well outside the normal run of circumstances found in citizenship grant cases.

Waivers of other requirements

The Minister of Internal Affairs can sometimes reduce or waive a requirement if you do not meet it.

Presence in New Zealand

If you do not meet the presence requirement, you may still be able to get citizenship if you have been here for at least 450 days in the last 20 months. You will have to prove you have exceptional circumstances that justify a reduction in the presence requirement. You may be considered to have exceptional circumstances if your situation is well outside the normal run of circumstances found in citizenship grant cases.

English

You may still be able to get citizenship if you can prove you would find learning English too hard because of a variety of reasons, including not having enough education, having a disability or being too sick.

If you want more information about these options please see our website: www.govt.nz/citizenship, email us at citizenship@dia.govt.nz or call us on 0800 22 51 51.

Samoaan Form

These question numbers are the same as the ones on your application form. Each one gives you more information about what to do at each question.

1 Name

In the boxes provided choose a title and print your current name.

2 Gender

Tick if you are male or female.

3 What is your date of birth?

Print the day, month and year you were born.

4 Where were you born?

Print your place of birth as it is recorded in your birth document. You can use villages, towns and cities.

5 Citizenship you have now

Print the country or countries you are a citizen of. If you are registered as a New Zealand citizen by descent, you will need to send us your original citizenship certificate.

6 Other citizenships

If you have been a citizen of any country other than the ones you listed in Q.5, please print them in the table e.g. Tonga, Fiji. Please note that New Zealand allows dual citizenship.

7 Applying for the first time?

Tick yes if this is your first time applying.
Tick no if you have applied before.

8 Passports

Print the document numbers of all the passports/travel documents that you have held in the last five years and the name of the country they are from. Include expired passports/travel documents.

9 Entering New Zealand before 15 September 1982

If you entered New Zealand before 15 September 1982, tick 'yes' and go to Q.10.

If you did not enter New Zealand before 15 September 1982, tick 'no' and go to Q.11.

10 Proof you were in New Zealand on 14 September 1982

If you can provide proof that you were in New Zealand on the day of 14 September 1982, tick 'yes' and go to Q.13.

If you cannot provide proof that you were in New Zealand on this date, please phone the Citizenship Office on 0800 22 51 51 or visit one of our offices. We may be able to help you.

If you cannot provide proof that you were in New Zealand on, or close to the day of 14 September 1982, tick 'no' and go to Q.11.

11 Date of lawful entry

Print the day, month and year that you came to live in New Zealand, then go to Q.12.

'Lawfully enter' means that you had a permit to enter New Zealand and you used your own passport. If you cannot provide proof that you lawfully entered New Zealand at any time after 14 September 1982, you need to read 'What if I don't meet all the requirements for citizenship?' on page 3 of these guide notes to check your eligibility for New Zealand citizenship.

12 New Zealand Residence

If you have New Zealand residence tick 'yes' and go to Q.13. If you don't have New Zealand residence tick 'no'. If you ticked 'no' to this question it is unlikely that you will be granted citizenship. Please read 'What if I don't meet the requirements?' on page 3 of these guide notes to check your eligibility for New Zealand citizenship.

13 Filling in this form for a child?

If you are filling in this form for a child who is under 16 years old, tick 'yes' and go to Q.16.

If you are an adult and filling out this form for yourself, tick 'no' and go to Q.14.

14 Marriage/Civil Union

Tick 'yes' if you are or have ever been married, in a civil union, divorced or widowed and go to Q.15.

Otherwise, tick 'no' and go to Q.16.

15 Marriage/Civil Union details

Print the number of times that you have been married or in a civil union in the boxes. Print the name(s) of your partner(s) and the date(s) of your marriage(s)/civil union(s) in the table provided.

16 Other names

We need to know all the names you have ever used during your life, so we can verify your identity.

If you have ever used any other names tick 'yes' and print them in the box.

If you have officially changed your name, at any time, you will need to provide us with proof of this name change.

If the other names you have used are not on any official documents you must list them on the form, but you don't need to provide proof of them.

17 Mother

Print your mother's first and middle names, surname and citizenship(s) in the boxes. 'Mother' means the child's birth or legal adoptive mother. Don't include step-parents or guardians.

18 Father

Print your father's first and middle names, surname and citizenship(s) in the boxes. 'Father' means the child's birth or legal adoptive father. Don't include step-parents or guardians.

19 Where do you live?

Print the address at which you are currently living. You must give us the details of your own home address and contact number so that we can reach you.

If you move or change address while your application is processing, please let your citizenship case officer know.

20 Postal address

This is where we will send your documents, papers and letters, if you don't want them sent to your home address.

21 Ceremonies – the Oath or Affirmation

The ceremony is an important part of becoming a citizen. During the ceremony you will be formally welcomed – usually by the mayor of your local area, or other official person. Adults and children who are 14 years or older who fill out the Samoan form must attend a public ceremony to get citizenship. Children under 14 are welcome to attend a ceremony, but this is not a requirement. Their certificates can be sent to you in the mail. During the ceremony you will read aloud a statement. The statement says you will be loyal to New Zealand.

You have a choice of 2 statements – either an oath or an affirmation.

Oath and Affirmation Statements

Oath of allegiance

"I (say your name) swear that I will be faithful and bear true allegiance to Her Majesty Queen Elizabeth the Second, Queen of New Zealand, her heirs and successors according to law, and that I will faithfully observe the laws of New Zealand and fulfil my duties as a New Zealand citizen. So help me God".

The oath of allegiance is religious, and includes the words 'so help me God'.

Affirmation of allegiance

"I (say your name) affirm that I will be faithful and bear true allegiance to Her Majesty Queen Elizabeth the Second, Queen of New Zealand, her heirs and successors according to law, and that I will faithfully observe the laws of New Zealand and fulfil my duties as a New Zealand citizen."

The affirmation of allegiance is non-religious and does NOT include the words 'so help me God'.

22 Ceremonies – English

The statement that you choose to read at the citizenship ceremony is written in English and you will need to read it out loud at the ceremony. If you can speak English, tick 'yes'.

If you can't speak English, tick 'no'. If you are approved for a grant of citizenship, our Ceremonies Team will be in touch with you. Samoan citizens under the Citizenship (Western Samoa) Act 1982, do not have to speak English to become New Zealand citizens..

23 Ceremonies – family

Tick 'yes' if you are applying at the same time as the rest of your family and you want to attend the same ceremony.

24 Special assistance

Tick 'yes' if you require special assistance to attend an interview or public ceremony. This could include needing access for a wheelchair, or you have the inability to use stairs at a venue or help if you are hearing impaired. Please print what assistance you will require in the table provided.

Tick 'no' if you do not require special assistance.

25 Disclosure

You should include anything you think might impact on your ability to meet the requirements to become a citizen, such as matters that are unclear about your identity or anything else we should know.

Complete this section if there is anything else we should know that might affect your ability to become a citizen. If you need more space, please use another piece of paper and attach it to your application.

26 Translator declaration

If someone is translating or helping you to fill out the form, tick 'yes' and get them to write their details and the date and sign in the box provided. This is a legal declaration, so the person translating needs to read it carefully before they sign it.

27 Applicant Declaration

You must sign this declaration if:

- you are 16 years or older; and
- you have filled in your application form yourself; or
- you can sign your own name but someone else has filled in the application form for you.

Sign and date the form in the boxes provided.

Parents' Consent and Declaration

Consent

Both parents must give consent for their child to get New Zealand citizenship as some countries don't allow dual citizenship. This may affect the child's current citizenship and future entitlements.

- Adoptive parents

If the child is adopted, the adoptive parents must be the parents to give consent for their child to get New Zealand citizenship. If the child was adopted in Samoa the Department requires the Order of Adoption, the pre-adoptive birth certificate, and the post-adoptive birth certificate.

- Sole Legal Guardianship

If only one parent is giving consent, this parent must have sole legal guardianship--this means that only one parent has a legal right of control over the child's upbringing. The Citizenship Office will require a court order that specifically refers to sole legal guardianship.

A custody order on its own does not give sole legal guardianship over a child. If you are unsure, please call us on 0800 22 51 51 and someone will help you.

Declaration

The parent who completed the form needs to sign their name under the Parent Declaration as Parent 1. This section also allows the parent signing the declaration to give consent for their child to get New Zealand citizenship.

Your privacy

The information we ask for in the application form is needed to see if you meet the requirements for citizenship, to process your application, and for other lawful purposes to do with becoming a New Zealander. You don't have to give us any information that you don't want to. However, if we don't have enough information to determine whether you can become a New Zealand citizen, your application may not be approved.

The information you give us in the form is collected and held by the Department of Internal Affairs, PO Box 10680, Wellington, New Zealand.

You have a right to access your information and you can ask for it to be corrected if necessary under the Information Privacy Principles of the Privacy Act 1993. If a correction is not made, your request and our response will be put in your file.

Information held by the Citizenship Office can be used in authorised matching programmes. You can find the current list of agencies that can receive information from the Citizenship Office on our website at www.dia.govt.nz.

The Treaty of Waitangi Te Tiriti o Waitangi

The Treaty of Waitangi, is the founding document of New Zealand Aotearoa, it is also the first to deal with citizenship. More information on the Treaty of Waitangi can be found here: nzhistory.govt.nz/politics/treaty-of-waitangi

28 Witness section

Please get your witness to read this section of the guide notes before they fill in this section.

Your witness must fill in this section in their own handwriting and write your name, their signature, and date on the back of one of your passport photos.

Who can be your witness?

You have the option of having either a valid New Zealand passport holder or an Internal Affairs representative (i.e. a citizenship officer or customer service officer) as your witness.

The New Zealand passport holder must :

- have a valid New Zealand passport
- have known you for 1 year or more
- be 16 years of age or older
- not be related to you or part of your extended family group
- not be your spouse or partner
- not live at the same address as you.

This witness needs to provide their passport number, name, date of birth and contact details, including a day-time phone number.

Your witness writes on the back of one photo

Your witness must write your full name, their own signature and the date on the back of one photo. A business that takes passport photos will usually supply one photo with a pre-printed label on the back.

Witness declaration

Your witness must sign the declaration and date it to show they understand their obligations under the law.

Photo size

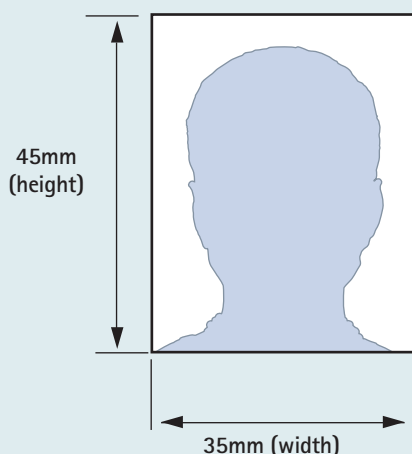


Photo Information

You need to give us two identical colour photos that are less than six months old, and meet the listed requirements.

We strongly recommend that you obtain your child's photos from a business that provides a passport photo service, as the business will help ensure that your child's photos meet our requirements.

Photos that do not meet our requirements will NOT be accepted.

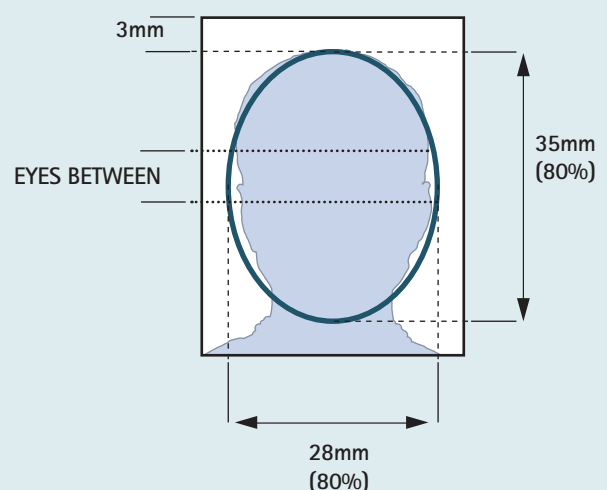
To help you to avoid some of the most common problems with photo quality, we have summarised the main requirements.

If you need more detailed information about photos, go online to www.govt.nz/citizenship or call us on 0800 22 51 51.

Photo image requirements

- 2 identical colour photos, less than 6 months old.
- Be a full front, close up view of the head and shoulders with the head covering 70% to 80% of the photograph.
- Be taken with a neutral expression (not smiling or frowning) with mouth closed.
- Show your child looking straight at the camera, and their head not tilted.
- Show your child's eyes open and clearly visible, and no hair in their eyes.
- Without sunglasses. Tinted prescription glasses may be worn as long as eyes are still visible.
- A true image and not altered in any way.
- Clear, sharp and in focus with minimum reflective light on face.
- No redeye.
- With a plain light coloured background (not white).
- Be of good quality colour and on high quality photographic paper, with no ink marks on the image (no inkjet printers).
- Passport-sized (45mm x 35mm).
- Glasses frames must not obscure the eyes.
- Do not trim the photos.

Head size (including hair)



29 Checklist

The checklist will help you remember all of the original documents you need to give us with your application. If you don't supply all the documents that you need to, your application will be delayed.

DON'T provide photocopies.

All of your original documents will be returned to you by courier

or returned to you at an interview.

- If any documents are not in English and you already have an authorised translation, please send the translation in with the original document.
- If you do not have an authorised translation, send in your original documents and we will arrange for them to be translated. There is no charge for this unless you require a copy of the translation for your own purposes.
- If you require a copy of the translation, download a 'Request for Translation' from our website (www.govt.nz) and include this with your application.

Don't provide translations done by family members or friends.

30 A representative

If you want someone else to talk to us on your behalf, you will need to send us a signed letter giving your consent (this means they will talk to us about your application and we will send any letters or documents to them). You must tell us their name, postal address, phone number, email address and cell phone number (if they have any of these).

Representatives can be any person you choose eg. a family member, a friend, an immigration agent.

We will only contact your representative and all your documents will be sent to them.

31 Contact with the Citizenship Office

If you change your address or travel overseas while we are processing your application, you must tell us. If the Citizenship Office is unable to contact you because you have moved or are overseas, or you do not respond, your application will be presented to the Minister of Internal Affairs for a decision based on the information available.

32 Lodging your application and documents

By appointment

You can make an appointment to come to one of our offices. At the office you will meet a citizenship case officer who will:

- Check your application form and act as a witness. If applying for your child who is under 16, please ensure they are with you at the appointment if you need the citizenship officer to act as a witness.
- Photocopy and give back your documents.

We offer appointments in many towns and cities.

For a list you can see our website: www.govt.nz/citizenship or call us on 0800 22 51 51.

By post

If you want to post us your application, we advise you to use a 'track and trace' courier bag from New Zealand Post (within New Zealand) or registered mail (from overseas) to keep track of the original documents. We will send your documents back to you by courier.

Post your application to:

Department of Internal Affairs
PO Box 10680
Wellington 6143

Office locations

For office locations, please visit

www.govt.nz/citizenship or call us on 0800 22 51 51

33 Fees and payment

If you are paying for yourself and anyone else, tick 'yes' and use the table to work out how much money you will need to pay.

Then tick which payment method you want to use. If you are paying by credit card fill in your details in the boxes provided. If another applicant is paying for you or your child, tick 'no'.

Withdrawals and refunds

If you or your child do not meet the requirements for citizenship, you can withdraw the application and get a partial refund of the application fee. Generally, we will recommend that you withdraw and re-apply when you clearly meet all of the requirements (you will be advised of all your options by letter).

Part of the fee is kept to cover the costs of the initial processing of your application. The table below tells you how much money you will be refunded.

Applicant type	Applicant fee	Refundable Amount
Adult	\$470.20	\$316.90
Child	\$235.10	\$158.40




Application for New Zealand Citizenship

Kirirarautanga o Aotearoa – Tangata Hamoa

Samoaan

(Western Samoan Adult and Child)

How to answer

- you or one of your parents must answer all the questions on this form truthfully
- use a blue or black pen
- tick answers in boxes like this
- print answers in CAPITAL letters like this
- when you see this icon it means you need to take extra care with your answers 

1 What is your full name?

Title, please tick one of the following options

Mr Mrs Ms Miss Master Other (please specify)

First and middle names

Surname or family name

2 Are you? Male Female

3 What is your date of birth?

 / /

You will need to bring or send your original birth certificate with your application.

4 Where were you born?

City, town or village where you were born

Country where you were born

5 What country or countries are you currently a citizen of?

6 Apart from the ones you listed in question 5, have you ever been a citizen of any other country?

Yes. Print them here. ↓ No → go to **7**

Office use only

ENG Y N NA NOTES

Name



Te Tari Taiwhenua Internal Affairs

7 Is this the first time you have applied for New Zealand citizenship?

Yes

No I have applied before

8 What passports / travel documents do you have?

Write the details in the table below.

Include all expired passports / travel documents for all countries.

Remember, if you have the original passports, you need to bring or send them with your application.

Passport / travel document number

Which country is this passport / travel document from

9 Did you enter New Zealand before 15 September 1982?

Yes → go to **10**

No → go to **11**

10 Can you give us proof that you were in New Zealand on 14 September 1982?

You will have to include this with your application.

Your proof could include:

- your passport
- your travel document
- a letter from your employer, school, doctor or other place that we are able to check

Yes → go to **13**

No → go to **11**

11 Did you lawfully enter New Zealand any time after the 14th of September 1982?

Yes. Print the date here / / → now go to **12**

No → see Q.11 in the guide notes.

12 Do you have New Zealand residence?

If you are not sure if you have New Zealand residence see Q.12 of the guide notes.

You will have a stamp in your passport that is labelled 'residence permit' and that has a date.

If you live overseas, your returning resident's visa must not have expired.

For more information about returning resident's visas and residence permits, see Q.12 in the guide notes.

Yes → go to **13**

No → see Q.12 in the guide notes.

13 Are you filling in this form for a child? A child is someone who is under 16 years old.

Both birth / adoptive / legal guardians must include their passports with this application and sign their consent.

Yes → go to **16**

No → go to **14**

14 Have you ever been married or joined in a civil union?

Yes → go to **15**

No → go to **16**

15 You will need to provide all the original documents of each marriage, divorce or civil union with this form.
How many times have you been married or in a civil union?

Print the number here.

Print the details of each in the table below.



First name of your wife / husband / civil union partner

Surname of your wife / husband / civil union partner before marriage / civil union

Year of marriage / civil union

16 People use different names for all sorts of reasons. Have you ever used any other names or family names?



Include all other names you are known as, or have been known as. For example:

- adoptive names
- Matai names
- married names
- maiden names
- official changes of name
- English names
- names used at school or work
- any other names you have used

Yes. Print your other names here. No → go to **17**



First name(s)

Surname or family name

Why did you use this name?

When did you use this name? (e.g. 2005-2009)

First name(s)	Surname or family name	Why did you use this name?	When did you use this name? (e.g. 2005-2009)

17 Now some questions about your parents

When we say mother or father we mean your birth or legal adoptive mother, father or parents.
DON'T include step-parents, customary adoptions or parents who do not have legal guardianship.

Your mother's details

Mother's first and middle names (please complete these details, even if your mother has died)

Mother's surname or family name

Mother's citizenship(s)

18 Your father's / other parent's details

Father's first and middle names (please complete these details, even if your father has died)

Father's surname or family name

Father's citizenship(s)

19 Where do you live?

Print your current address and contact numbers in the spaces below so we can reach you. If you change your address while we're processing your application, you must let our office know.

Street number

Flat number

Street name

Suburb

Postcode

Town / city

Email address

Home phone

Mobile phone

20 What is your postal address?

This is where we will send your documents, papers and letters.

Same as above, where I live → go to **21**

I want my documents sent to this address

Business or agent's name (if required)

Street number

PO Box number

Street name

Suburb

Postcode

Town / city

21 The next few questions ask about the citizenship ceremony.

If you are 14 years or older you must attend a ceremony. During the ceremony you will read aloud a statement that says you will be loyal to New Zealand.

You need to choose which statement you will say.

- A religious statement WITH the words 'so help me God' - called an 'Oath'
- A statement NOT using the words 'so help me God' - called an 'Affirmation'

If you are filling out this form for a child under 14 years old see Q.21 in the guide notes.

22 The ceremony will be held in English. Can you speak English?

- Yes
- No

For more information about the ceremonies, see Q.21-24 in the guide notes.

23 If any of your family members are also applying for New Zealand citizenship would you like to go to a ceremony with them?

- Yes
- No

24 Do you require any special assistance so that you can attend an interview or public ceremony?

Please attach a letter to your application explaining what special assistance you need.

This could include needing access for a wheelchair, or help if you are hearing impaired etc.

- Yes
- No

25 Is there anything else we should know that might affect your application?



Some examples are: If you have ever used a different date of birth, if you have ever been deported from New Zealand or any other country, or anything else we should know.

- Yes. Print the details here. ↓
- No → go to **26**

26 Did someone translate this form for you or help you interpret this form?

- Yes. Get them to print their details below. ↓
- No → go to **27**



The person assisting you in interpreting / translating the form MUST be over 16 years old and fill in their details below.

I

of

declare that I assisted the applicant to complete this application. I confirm that I truly and faithfully interpreted and translated all applicable questions in the application form, together with the answers given by the applicant and all other things that I have been required to interpret and translate.

Signature of assistant

ASSISTANT / TRANSLATOR SIGN HERE

Date signed

D	D	/	M	M	/	Y	Y	Y	Y
---	---	---	---	---	---	---	---	---	---

27 Applicant Declaration (16 years or over) and Parents' consent and declaration (for children under 16 years).

If this form is for a child under 16, both parents must read and sign this section. The parent who filled in the application signs as 'Parent 1'. This application must be received by the Department of Internal Affairs within 3 months of being signed and dated.



Warning: It is an offence to knowingly or recklessly give false information or conceal any facts for the purpose of gaining New Zealand citizenship for oneself or on behalf of someone. If you do so, you or your child may be denied / lose New Zealand citizenship, or face criminal charges, or both.

- I confirm that I am / or my child is a current Samoan citizen.
 - I understand this application and warning.
 - The documents provided for this application are genuine and unaltered.
 - I understand that becoming a New Zealand citizen may affect my / or my child's present citizenship.
 - I understand that if I do not provide sufficient information to enable a claim to New Zealand citizenship, my / or my child's application may not be approved.
 - If there is any change in my / or my child's circumstances which affects the answers given in this application, I will send written advice to the Department of Internal Affairs up until the point I / or my child has received my / their citizenship certificate.
- I confirm that I have read and understood the guide notes, including the section relating to the Privacy Statement.
 - I authorise the release by any government agency of personal information about me and / or my child which may assist the Minister of Internal Affairs to decide whether I / or my child qualify for the grant of citizenship. I recognise that this information may be provided by agencies including, but not limited to: New Zealand Police, Inland Revenue, New Zealand Customs Service, Immigration New Zealand, Ministry of Social Development, Passport Office, Births, Deaths and Marriages Registry, Ministry of Justice.
 - I authorise the Department to release my / or my child's name and address to my local Member of Parliament and local councillors in order that they can formally welcome me / or my child to New Zealand following my / their grant of citizenship.

Applicant declaration (16 years or older)

I declare that the information I have given in this application is, to the best of my knowledge, true, complete and correct.

Signature
of applicant



APPLICANT SIGN HERE

Date signed

D D / M M / Y Y Y Y

Parents' consent and declaration (for children under 16 years)

If only one parent / legal guardian is consenting, this parent should have sole legal guardianship. We will require proof of this. See Q.27 of the guide notes for more information.

Both
parents or guardians
must include their passports
with their child's
application.

Consent statement

This consent section has been filled out by me as a parent / legal guardian.

I consent to my child becoming a New Zealand citizen. I am aware that a grant of New Zealand citizenship may affect my child's present citizenship. If my child is ineligible under the Citizenship (Western Samoa) Act 1982, I give the Citizenship Office my permission to assess my child's eligibility under the Citizenship Act 1977, which includes giving authorisation to the Department of Internal Affairs to check my child's record.

Parent / guardian number 1 - signing declaration and consent.

I declare that the information I have given in this application is, to the best of my knowledge, true, complete and correct.

Full name

Relationship to child

Signature
of parent 1



PARENT 1 SIGN HERE

Date signed

D D / M M / Y Y Y Y

Parent / guardian number 2 - signing consent.

Full name

Relationship to child

Signature
of parent 2



PARENT 2 SIGN HERE

Date signed

D D / M M / Y Y Y Y

Witness section



Before completing this section the witness must read section 28 of the guide notes. **The witness must fill in this section and complete the details on the back of one photo.**

Tick one of the boxes below to make sure you can be a witness

Citizenship Case Officer / DIA Customer Services Officer

I hold a valid New Zealand Passport AND the applicant is not related to me AND we do not live at the same address

Write your New Zealand Passport number ▶

Write how many years you have known the applicant ▶

years

Write your name

Surname or family name

First and middle names

Write your date of birth ▶

Write your address and contact details

Unit and/or house number Street name

Suburb

City or town

Post code

State

Country

Home phone

COUNTRY CODE AREA CODE

PHONE NUMBER

Day-time phone

COUNTRY CODE

AREA CODE

PHONE NUMBER



Please check carefully. Have you written the three things on the back of one of the photos correctly?

Do not:

staple, glue or paperclip photos to the application as this may cause damage. Ensure your photo has been correctly witnessed to avoid delays in processing.

Witness to:

- write full name of the person in the photo
- sign back of photo
- write today's date

New Zealand passport holder declaration

I declare that

- ▶ I am 16 years of age or over.
- ▶ I have known the applicant for more than 1 year.
- ▶ The information I have given is complete and correct to the best of my knowledge.
- ▶ The person in this photo is the person applying for citizenship.
- ▶ I have written the full name of the applicant, signed my name and written the date on the back of one photograph.
- ▶ I understand that if I have provided false information, I can, by law, be fined or imprisoned.

Signature of witness



WITNESS SIGN HERE

Date signed

29 Checklist

Before you bring or send us your application, please make sure you have everything you need.



If you don't provide all the original documents that you need to, your application will be delayed.
All original documents will be returned to you.
DON'T bring or send photocopies.

Everyone needs to bring or send with their application:

- adult's or child's full birth certificate, or equivalent
- if you are adopted, adoption papers (Order of Adoption, pre-adoptive, and post-adoptive birth certificates)
- current passport(s) / travel documents or equivalent (or most recent if it has expired)
- if you are aged under 16 years, both parents' passports
- two passport photos (less than six months old), certified by a witness
- the application fee (\$470.20 per adult , \$235.10 per child); please see the back page

4

4

8

13

28

33

Question numbers

Check your answers to these questions; you might also need to include these documents:

- proof you were in New Zealand on 14 September 1982
- all your marriage / civil union / divorce / name change documents
- anything else we should know that might affect your application

15 and

10

16

25

Question numbers

You might also need to include:

- authorised translations, if your documents are not in English
- a translation fee if you wish the Department of Internal Affairs to translate your documents, you will receive a copy of the translated document or you can choose to have your documents translated by Department of Internal Affairs; however you will not receive a copy of the translation. There is no fee for this service.

See Q.29
of the guidenotes for
more information
about authorised
translations.

If you are unable to give us these documents, you will need to explain why in the space below.
Or you could include a letter with your application.

O lenei fa'aaliga o le 'a fesoasoani lea ia te oe i le sauniuniga o pepa sa'o o lo'o mana'omia mo lau tusi apalai mo le sitiseni po'o le tagatanu'u.

O Ulua'i pepa (originals) e tatau ona lafoina mai ma lau tusi apalai.
Aua ne'i lafoina maia ni kopi o ulua'i pepa. O le a matou le taliaia'ni ni kopi.

O pepa nei e tatau ona e lafoina mai ma lau tusi apalai:

- Pepa Fanau
- Tusi Folau
O Tusi Folau uma e aofia ai le 5 tausaga ua mavae.

Afai ua suia lou igoa i so'o se mafua'aga lava, e tatau ona e lafo maia mea nei:

- Pepa Fa'aipoipo/Pepa o le Tatalaga o le Fa'aipoipoga
Afai ua suia lou igoa ona ua e fa'aipoipo fa'amolemole e lafo mai pepa fa'aipoipo po'o pepa e fa'amaonia ai ua tatala le fa'aipoipoga, mo au fa'aipoipoga uma na fai.
- Isi Pepa Fa'amaonia o le Suiga o Lou Igoa (Fa'ata'ita'iga: Pepa Faamaonia mai le Resitara o lou Suafa Matai)
Afai ua suia lou igoa fa'aletulafono, fa'amolemole lafo mai tusi fa'amaonia o le suiga o lou igoa.
- Pepa o le Vaetamaina
Afai na vaetamaina oe faaletulafono, e tatau ona e lafoina mai lou ulua'i pepa fanau, lou pepa fanau fou ma pepa o le vaetamaina.

Afai e le o ia te oe nei pepa fa'amaonia, e mafai ona e fa'afeso'ota'ia le Ofisa o le Lesitara o e Fananau, Malilili, Fa'aipoipo ma Vaetamaina, Matagaluega o Faamasinoga, P O Box 1151, Apia, Samoa ma talosaga i ai ina ia lafoina mai nei pepa ia te oe. E mafai fo'i ona e fa'afeso'ota'ia le tou konesula mo se fesoasoani:

SAMOAN HIGH COMMISSION TO NEW ZEALAND

Street Address 1A Wesley Road, Kelburn, Wellington 6012.

Postal Address PO Box 1430, Wellington 6140.

Telefoni: 04 472 0953

Fasimeli: 04 471 2479

I-meli: info@samoan.org.nz

Fa'amolemole ia manatua o lenei lisi o pepa fa'amaonia e le o le lisi mulimuli lea. O le tagata o le a vaaia lau tusi apalai mo le sitiseni o le a logoina oe pe a toe mana'omia nisi o pepa fa'amaonia e toe lafoina mai i se taimi mulimuli pe talosagaina fo'i oe e te fa'atasi atu i se fa'atalatalanoaga (interview).

Mo nisi fa'amatalaga e uiga i le fa'atumuina o lau talosaga mo le sitiseni (tagatanu'u), pepa e talia ma le fa'alilili upu fa'amolemole ia tagai va'ai i le ta'iala mo le fa'atumuina o tusi apalai i le (www.govt.nz/citizenship), vala'au mai i le 0800 22 51 51 pe asiasi ane fo'i i se tasi o a matou ofisa i (Aukilani, Manukau, Ueligitone, Kalaiesetete).

30 If you want someone else to talk to us on your behalf, you will need to include a signed letter that provides the following information:

1. The person's name or company name.
2. Their postal address.
3. Their contact phone number, email address or cell phone number.

For more information see Q.30 in the guidenotes.

31 How to contact us



Freephone 0800 22 51 51 (New Zealand only)
or (+64 4) 463 9361



Department of Internal Affairs
PO Box 10680
Wellington, 6143



email: citizenship@dia.govt.nz
website: www.govt.nz/citizenship

32 Lodging your application and documents.

By appointment

You can make an appointment to come to one of our offices. At the office you will meet a case officer who will:

- Help you complete the form, including acting as a witness and certifying your photographs.
- Photocopy and give back your documents

We offer appointments in Whangarei, Auckland, Manukau, Hamilton, Rotorua, Palmerston North, Napier, New Plymouth, Wellington, Nelson, Christchurch, Queenstown and Dunedin. Please call us freephone on 0800 22 51 51 to make an appointment.


By post

If you want to post us your application, we advise you to use a 'track and trace' courier bag from New Zealand Post (within New Zealand) or registered mail (from overseas) to keep track of your original documents. We will return your documents to you by courier.

Post your application and documents to:

Department of Internal Affairs
PO Box 10680
Wellington 6143

Now please turn to the back page to fill out your payment details.



33 Application fees and payment.

Are you making the payment for your application?

- Yes. Print the details in the table.
- No. My payment is being made by another applicant.

We cannot start processing your application until you have paid your application fee.

Use the table below to help you work out how much money you will need to pay with this application.

Remember, all your documents must be translated into English by an authorised translation service. For more information, see Q.29 in the guide notes.

	1	2	3	4	Total
Number of adults	\$470.20	\$940.40	\$1410.60	\$1880.80	\$.
Number of children	\$235.10	\$470.20	\$705.30	\$940.40	\$.
This is the amount you need to pay - total amount					\$.

How would you like to pay?

- Money order (not available in New Zealand)
- Credit card ↓ Debit Card

Credit card payment details

- Visa MasterCard AMEX

If you choose to withdraw your application, you may be eligible for a partial refund. See Q. 33 in the guide notes.

Card number

--	--	--	--	--	--	--	--	--	--	--	--	--	--	--	--	--	--

Card expiry date

M	M	/	Y	Y
---	---	---	---	---

Full name of cardholder

--	--	--	--	--	--	--	--	--	--	--	--	--	--	--	--	--	--	--	--	--	--	--	--	--	--	--	--	--	--	--	--	--	--	--	--	--	--	--	--

Cardholder's signature

CARDHOLDER SIGN HERE

I authorise the Department of Internal Affairs to charge the total amount above to my credit or debit card.

OFFICE USE ONLY

Supporting Documents

	IN	PC		IN	PC		IN	PC
BC	<input type="checkbox"/>	<input type="checkbox"/>	CT	<input type="checkbox"/>	<input type="checkbox"/>	Photos x2	<input type="checkbox"/>	<input type="checkbox"/>
PPT	<input type="checkbox"/>	<input type="checkbox"/>	TRANS	<input type="checkbox"/>	<input type="checkbox"/>	FEE	<input type="checkbox"/>	<input type="checkbox"/>
MC	<input type="checkbox"/>	<input type="checkbox"/>	FOREIGN	<input type="checkbox"/>	<input type="checkbox"/>	NODOC	<input type="checkbox"/>	
DC	<input type="checkbox"/>	<input type="checkbox"/>	ENG	<input type="checkbox"/>	<input type="checkbox"/>	FAM	<input type="checkbox"/>	
NC	<input type="checkbox"/>	<input type="checkbox"/>	LET	<input type="checkbox"/>	<input type="checkbox"/>			
COI	<input type="checkbox"/>	<input type="checkbox"/>	OTHER	<input type="checkbox"/>	<input type="checkbox"/>			

Date received:	Completed by:
Cash witnessed by:	Approved by:

NOTES
